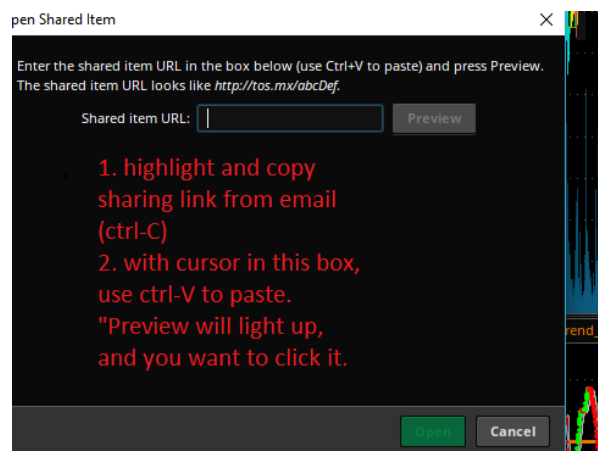
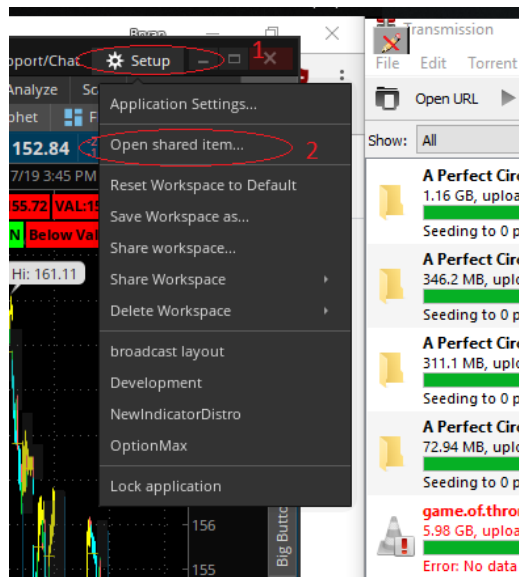
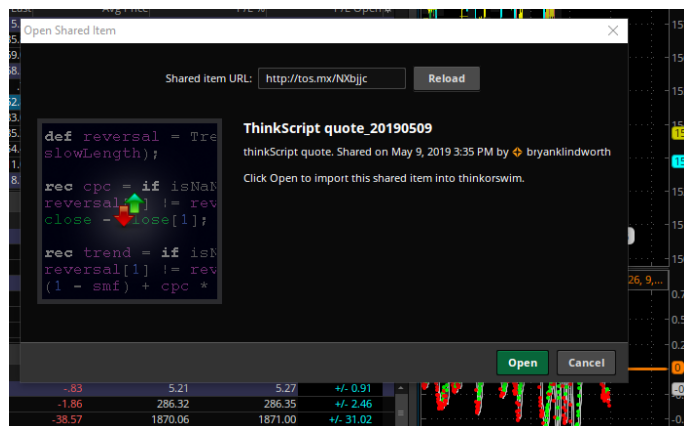



How to import link from email template:



Once the preview pane appears Hit the green "Open" button to complete import process.



How to set up the custom watchlist tool:



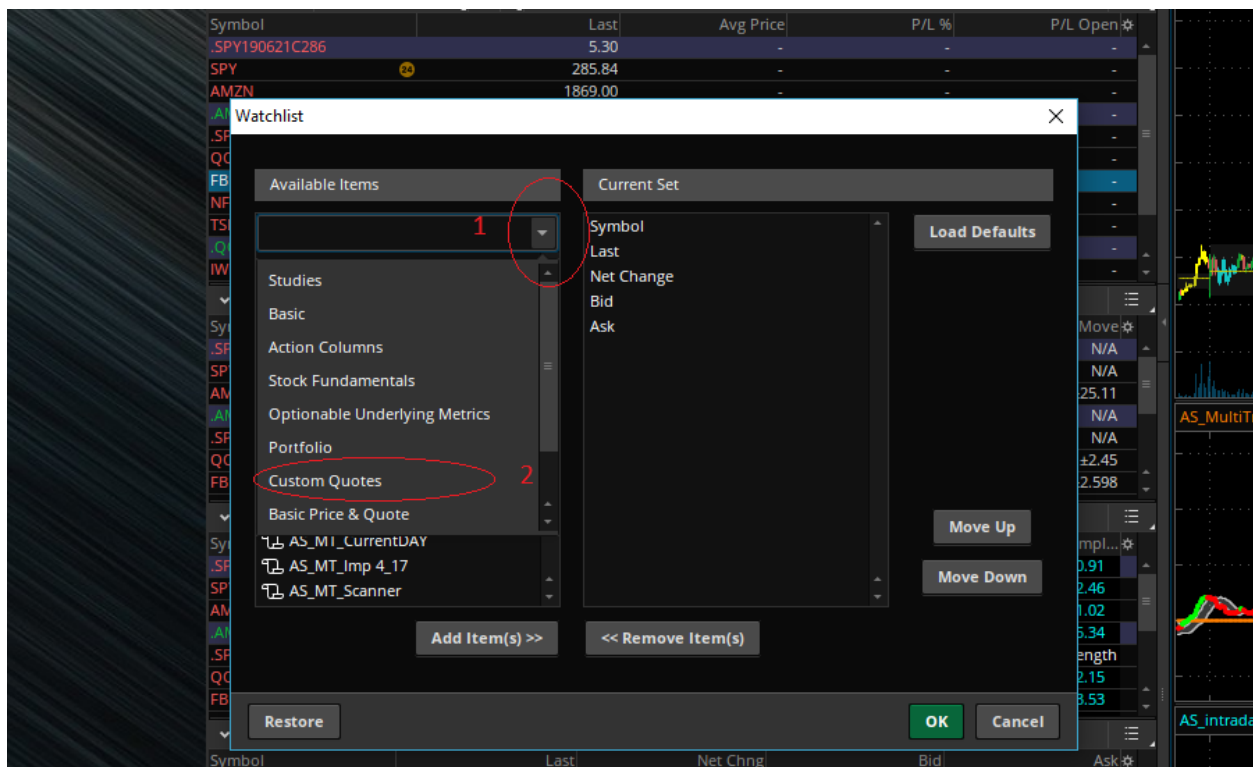
	Last	Net Chng	Bid	Ask
21C286	5.30	-.83	5.21	5.27
	285.84	-1.86	286.32	286.35
	1869.00	-38.57	1870.06	1871.00
0621P1900	68.50	+20.49	67.70	69.20
20C287	.73	-1.11	.71	.74
	183.04	-1.89	183.19	183.26
	185.30	-1.69	185.01	185.19

Click on small gear icon circled.



Symbol	Last	Net Chng	Bid	Ask
.SPY190621C286	5.30	-.83	5.21	5.27
SPY	285.84	-1.86	286.32	286.35
AMZN	1869.00	-38.57	1870.06	1871.00
.AMZN190621P1900	68.50	+20.49	67.70	69.20
.SPY190520C287	.73	-1.11	.71	.74
QQQ	183.04	-1.89	183.19	183.26
FB	185.30	-1.69	185.01	185.19

Select Customize



Watchlist

Available Items

- Symbol
- Last
- Net Change
- Bid
- Ask
- Studies
- Basic
- Action Columns
- Stock Fundamentals
- Optionable Underlying Metrics
- Portfolio
- Custom Quotes
- Basic Price & Quote
- AS_M1_CurrentDAY
- AS_MT_Imp 4_17
- AS_MT_Scanner

Current Set

Load Defaults

Move Up

Move Down

Add Item(s) >>

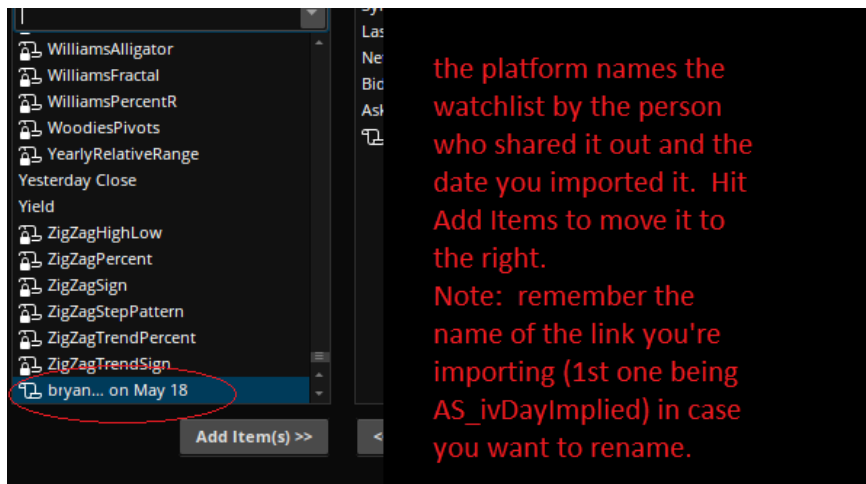
<< Remove Item(s)

Restore

OK

Cancel

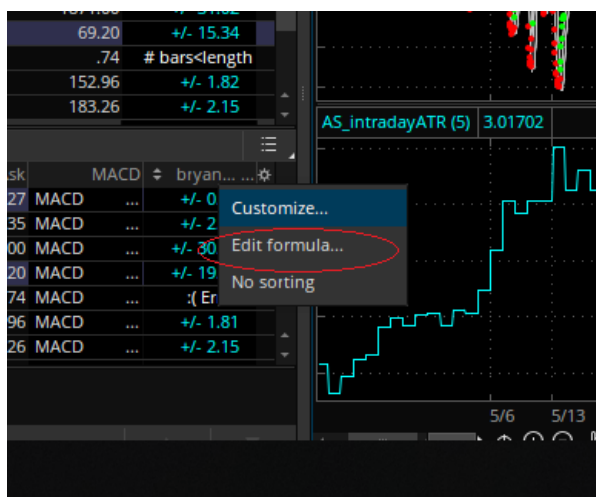
First left click the down arrow to drop down the sorting menu and choose "Custom Quotes" as circled.



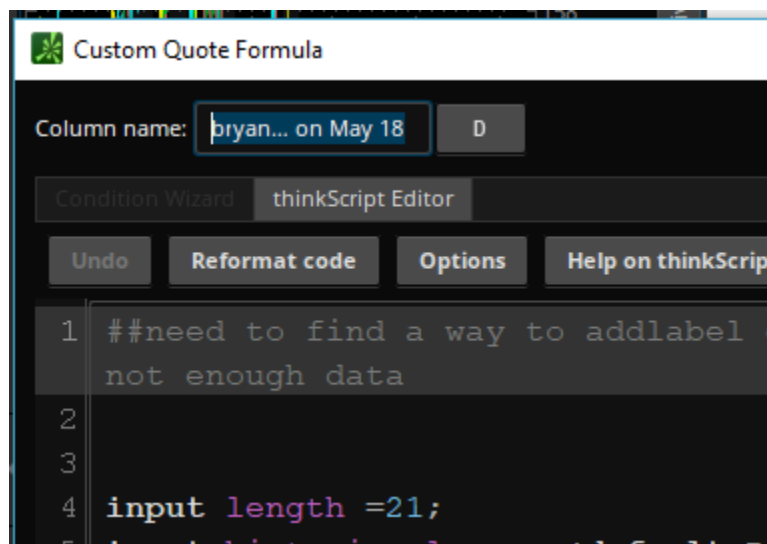
The platform automatically names the custom tool using the name of the person exporting the link and the date the recipient imported it. Once selected properly, click “Add Item(2)” to move it to the right and add it to the watchlist.

Renaming the watchlist tool (optional)

symbol	Last	Net Chng	Bid	Ask	MACD	bryan...
SPY190621C286	5.30	-.83	5.21	5.27	MACD	+/- 0.98
PY	285.84	-1.86	286.32	286.35	MACD	+/- 2.47
MZN	1869.00	-38.57	1870.06	1871.00	MACD	+/- 30.62
AMZN190621P1900	68.50	+20.49	67.70	69.20	MACD	+/- 19.10
SPY190520C287	.73	-1.11	.71	.74	MACD	{ Error 1
WM	152.84	-2.16	152.90	152.96	MACD	+/- 1.81
QQQ	183.04	-1.89	183.19	183.26	MACD	+/- 2.15



Left click on edit formula



Click inside the name box to bring up a cursor that will allow you to rename the tool.

When looking for all your custom watchlist tools in the future, I think the easiest way is to always use the down arrow drop-down menu followed by selecting “custom quotes”

Thanks and Happy Trading!

Bryan Klindworth